



CHSC "Class A" – Full Choir Dress


Jurisdiction Bishops - Class A: "Full Choir Dress"



*New CHSC seal is 6" in diameter

- New CHSC seal should be placed on the **left panel of the scarf 6" from the bottom.**
- The "seal of the Bishop" should be placed on the **right panel, 6" from the bottom.**
- CHSC Jurisdiction Bishop seal should be placed on the **right panel, 3" above the seal of the Bishop.**

Auxiliary Bishops - Class A: "Full Choir Dress"



*New CHSC seal is 6" in diameter

- New CHSC seal (1) should be placed on the **left panel of the scarf 6" from the bottom.**
- No other seals should be placed on the scarf.

Superintendents – Class A: “Full Choir Dress”



***New CHSC seal is 4” in diameter**

- New CHSC seal (1) should be placed on the **left panel of the scarf 6” from the bottom.**
- No other seals should be placed the scarf.

Pastors – Class A: Full Choir Dress



***New CHSC seal is 4” in diameter**

- New CHSC seal (1) should be placed on the **left panel of the scarf 6” from the bottom.**
- No other seals should be placed on the scarf.